




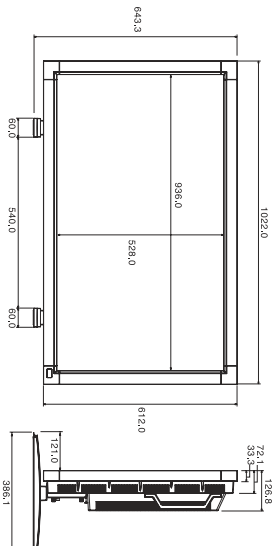
42" LCD MONITOR

LDT421V2

- ADVANCED HIGH-DEFINITION DIGITAL SIGNAGE DISPLAY
- WXGA 1366 X 768 NATIVE RESOLUTION
- HIGH QUALITY IMAGE FOR VIRTUALLY ANY APPLICATION
- MULTIPLE SCREEN SAVER FUNCTION
- PROGRAMMABLE SCHEDULING

LEADING THE EVOLUTION OF
HIGH-DEFINITION
DIGITAL SIGNAGE

42" LCD MONITOR LDT421V2

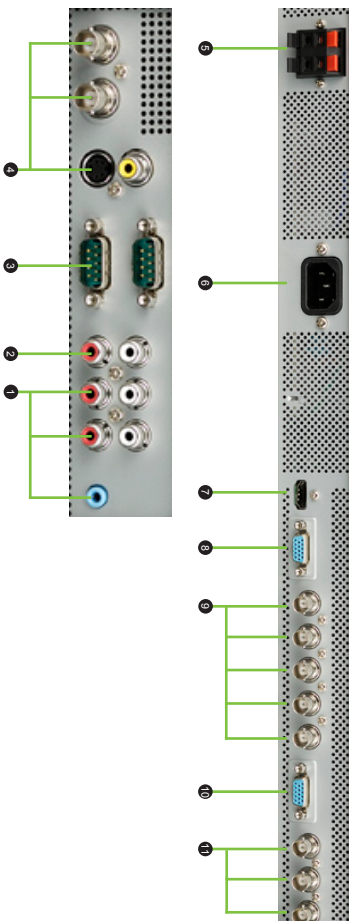


Optional Speakers:
SP-421V


MULTIPLE STANDARD INPUT AND OUTPUT CONNECTORS

- 1 AUDIO IN 1,2,3
- 2 AUDIO OUT
- 3 EXTERNAL CONTROL (mini D-Sub 9 pin)
- 4 VIDEO IN/OUT
- 5 EXTERNAL SPEAKER TERMINAL
- 6 AC IN CONNECTOR
- 7 RGB 1 in (HDMI)
- 8 RGB 2 in (mini D-Sub 15 pin)

Rear Connector Panel



Side Connector Panel



CLASS	42" (Diagonal) LCD Monitor
VIEWABLE IMAGE SIZE	36.6" x 20.6"
NATIVE RESOLUTION	1366 x 768 (WXGA)
ORIENTATION	Landscape / Portrait
BRIGHTNESS/LUMENS	500 cd/m ²
PIXEL PITCH	0.681 mm
CONTRAST RATIO	1600:1 (with CRO)
DIMENSIONS (W x H x D in.)	40.24" x 24.09 x 4.99" (without stand)
WEIGHT (WITHOUT STAND AND SPEAKERS)	57.2 lbs. (Net)
BEZEL WIDTH	1.8"
RESPONSE TIME	9 ms (gray to gray)
VIEWING ANGLE	Horizontal and vertical: 178°
VIDEO/AUDIO INPUTS AND OUTPUTS	mini D-Sub 15 pin In/Out, HDMI, BNC (R,G,B,H,V), S-Video, Composite (RCA), Component (BNC), Audio LR (RCA), Audio Stereo mini jack
SPEAKER OUTPUT	External Speaker Jack
CONTROL INPUT/OUTPUT	RS232C (mini D-Sub 9 In/Out)
POWER CONSUMPTION (WITHOUT SPEAKERS)	230 W
ESTIMATED BACKLIGHT LIFE	Up to 50,000 hours*
AUDIO SPEAKER	Optional: SP-421V
TABLE STAND	Included
WALL MOUNT COMPATIBILITY	Optional: CTM-VESA
WARRANTY	3-years parts and labor, Express Replacement Assistance, toll-free 24x7 technical support

*Results may vary depending on usage and operating environment

PRESENTATION PRODUCTS
MITSUBISHI ELECTRIC

Available at:
NETWORK Spectrum®

Call: 301-733-0657

Email: sales@networkspectrum.com

Other products available at:

www.networkspectrum.com/gsaschedule/