

New MOBILE PROJECTOR

1080P **FD630U**
 WXGA **WD620U**
 XGA **XD600U**




| | | | | | | |
|------------------|--------------------|-----------------------|-------------|----------------------|----------------|------------------|
| Brilliant Color™ | Color Enhancer | Wall Screen | 10W Speaker | User Logo Projection | Password Lock | Instant Shutdown |
| Long-life Lamp | Low Stand-by Power | Top/Side Loading Lamp | LAN (RJ-45) | HDMI | Closed Caption | Low Fan Noise |

Picture Performance Presentation User-friendly

Picture by DLP TEXAS INSTRUMENTS

DLP 3D READY (XD600U only)

Input and Output Terminals



- 1 Audio output
- 2 Audio input
- 3 S-Video/Video
- 4 HDMI
- 5 PC/Component video input
- 6 Monitor output
- 7 Serial RS-232C
- 8 LAN (RJ-45)



MITSUBISHI ELECTRIC
 MULTIMEDIA DATA/VIDEO PROJECTORS

Specifications

| Model | FD630U | WD620U | XD600U |
|------------------------|--|---|---|
| Display technology | 0.65" 1-chip DMD, 12deg.LVDS, DDP3021 | 0.65" 1-chip DMD, 12deg.LVDS, DDP2230 | 0.7" 1-chip DMD, 12deg.LVDS, DDP2230 |
| Resolution | 1920 x 1080 (total 2,073,600 pixels) | 1280 x 800 (total 1,024,000 pixels) | 1024 x 768 (total 786,432 pixels) |
| Brightness | 4000lm | 4000lm | 4500lm |
| Contrast ratio | 2000 : 1 (on/off) | 2000 : 1 (on/off) | 2000 : 1 (on/off) |
| Color Wheel | 5-segment (R/G/B/W/Y) | 5-segment (R/G/B/W/Y) | 5-segment (R/G/B/W/Y) |
| Picture size | 40" - 300" | 40" - 300" | 40" - 300" |
| Throw ratio | 1.5 - 2.2 | 1.5 - 2.2 | 1.4 - 2.1 |
| Zoom & focus | Manual focus & zoom lens (zoom ratio 1.5:1) | Manual focus & zoom lens (zoom ratio 1.5:1) | Manual focus & zoom lens (zoom ratio 1.5:1) |
| Scanning rate | [H] 15 - 80 kHz, [V] 50 - 85 Hz | [H] 15 - 80 kHz, [V] 50 - 85 Hz | [H] 15 - 80 kHz, [V] 50 - 85 Hz |
| Estimate lamp life | 5000hrs (low mode), 3000hr (standard mode) | 5000hrs (low mode), 3000hr (standard mode) | 5000hrs (low mode), 3000hr (standard mode) |
| PC compatibility | Expanded: 640 x 480. Compressed: 1920 x 1200. Native: 1920 x 1080, sync on green available | Expanded: 640 x 480. Compressed: 1280 x 1024. Native: 1280 x 800, sync on green available | Expanded: 640 x 480. Compressed: 1280 x 1024. Native: 1024 x 768, sync on green available |
| Video compatibility | NTSC / NTSC 4.43 / PAL (including PAL-M, N) / SECAM / PAL-60 Component video: 480i/p (525i/p), 576i/p (625i/p), 720p (750p), 1080i (1125i 50/60Hz), 1080p (1125p 50/60Hz) | NTSC / NTSC 4.43 / PAL (including PAL-M, N) / SECAM / PAL-60 Component video: 480i/p (525i/p), 576i/p (625i/p), 720p (750p), 1080i (1125i 50/60Hz) | NTSC / NTSC 4.43 / PAL (including PAL-M, N) / SECAM / PAL-60 Component video: 480i/p (525i/p), 576i/p (625i/p), 720p (750p), 1080i (1125i 50/60Hz) |
| Input terminals | RGB: mini D-sub 15pin x 2 Video: RCA x 1, S-VIDEO x 1 Digital: HDMI x 1 Audio: stereo mini jack (ø3.5mm) x 2, RCA jack (L/R) x 1 | | |
| Output terminals | RGB: mini D-sub 15pin x 1 Audio: stereo mini jack (ø3.5mm) x 1 | | |
| Communication terminal | RS-232C: mini DIN 8pin x 1 LAN: RJ-45 x 1 | | |
| Audio speaker | 10W mono | | |
| Dimensions (W x H x D) | 345 x 129 x 270 mm / 13.6" x 5.1" x 10.6" | | |
| Weight | 3.8kg / 8.3lbs | 3.6kg / 7.9lbs | |
| Power requirements | AC 100-240V, 50/60Hz | | |
| Optional lamp | VLT-XD600LP | | |

* Compliance with ISO21118-2005 * All brand names and product names are trademarks, registered trademarks or trade names of their respective holders

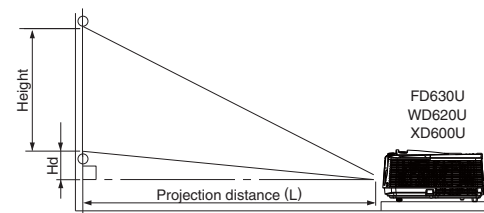


Ideal Projectors for the Office or Classroom



Screen Size and Projection Distance

Side view



The above numbers are approximate, and may be slightly different from the actual measurements.

Screen size chart (FD630U)


| Diagonal size | | Screen (16 : 9) | | | | Distance from screen (L) | | | | Height projected image (Hd) | |
|---------------|-----|-----------------|------------|-----------------|----------------|--------------------------|----------------|-----------------|----------------|-----------------------------|-----|
| inch | cm | Width (W) | Height (H) | Shortest (Wide) | Longest (Tele) | Shortest (Wide) | Longest (Tele) | Shortest (Wide) | Longest (Tele) | inch | cm |
| 40 | 102 | 35 | 89 | 20 | 50 | 47 | 1.2 | 71 | 1.8 | 6.6 | 17 |
| 60 | 152 | 52 | 133 | 29 | 75 | 71 | 1.8 | 107 | 2.7 | 9.9 | 25 |
| 80 | 203 | 70 | 177 | 39 | 100 | 96 | 2.4 | 144 | 3.6 | 13.2 | 34 |
| 100 | 254 | 87 | 221 | 49 | 125 | 120 | 3.1 | 180 | 4.6 | 16.5 | 42 |
| 150 | 381 | 131 | 332 | 74 | 187 | 182 | 4.6 | 271 | 6.9 | 24.7 | 63 |
| 200 | 508 | 174 | 443 | 98 | 249 | 243 | 6.2 | 362 | 9.2 | 33.0 | 84 |
| 250 | 635 | 218 | 553 | 123 | 311 | 304 | 7.7 | 453 | 11.5 | 41.2 | 105 |
| 300 | 762 | 261 | 664 | 147 | 374 | 365 | 9.3 | - | - | 49.5 | 126 |

Screen size chart (WD620U)

| Diagonal size | | Screen (16 : 10) | | | | Distance from screen (L) | | | | Height projected image (Hd) | |
|---------------|-----|------------------|------------|-----------------|----------------|--------------------------|----------------|-----------------|----------------|-----------------------------|-----|
| inch | cm | Width (W) | Height (H) | Shortest (Wide) | Longest (Tele) | Shortest (Wide) | Longest (Tele) | Shortest (Wide) | Longest (Tele) | inch | cm |
| 40 | 102 | 34 | 86 | 21 | 54 | 48 | 1.2 | 72 | 1.8 | 6.2 | 16 |
| 60 | 152 | 51 | 129 | 32 | 61 | 73 | 1.9 | 110 | 2.8 | 9.2 | 23 |
| 80 | 203 | 68 | 172 | 42 | 108 | 98 | 2.5 | 147 | 3.7 | 12.3 | 31 |
| 100 | 254 | 85 | 215 | 53 | 135 | 123 | 3.1 | 184 | 4.7 | 15.4 | 39 |
| 150 | 381 | 127 | 323 | 79 | 202 | 186 | 4.7 | 277 | 7.0 | 23.1 | 59 |
| 200 | 508 | 170 | 431 | 106 | 269 | 248 | 6.3 | 370 | 9.4 | 30.8 | 78 |
| 250 | 635 | 212 | 538 | 132 | 337 | 311 | 7.9 | 463 | 11.8 | 38.5 | 98 |
| 300 | 762 | 254 | 646 | 159 | 404 | 373 | 9.5 | - | - | 46.2 | 117 |

Screen size chart (XD600U)

| Diagonal size | | Screen (4 : 3) | | | | Distance from screen (L) | | | | Height projected image (Hd) | |
|---------------|-----|----------------|------------|-----------------|----------------|--------------------------|----------------|-----------------|----------------|-----------------------------|----|
| inch | cm | Width (W) | Height (H) | Shortest (Wide) | Longest (Tele) | Shortest (Wide) | Longest (Tele) | Shortest (Wide) | Longest (Tele) | inch | cm |
| 40 | 102 | 32 | 81 | 24 | 61 | 45 | 1.1 | 67 | 1.7 | 3.6 | 9 |
| 60 | 152 | 48 | 122 | 36 | 91 | 68 | 1.7 | 102 | 2.6 | 5.4 | 14 |
| 80 | 203 | 64 | 163 | 48 | 122 | 91 | 2.3 | 137 | 3.5 | 7.2 | 18 |
| 100 | 254 | 80 | 203 | 60 | 152 | 115 | 2.9 | 171 | 4.3 | 9.0 | 23 |
| 150 | 381 | 120 | 305 | 90 | 229 | 173 | 4.4 | 258 | 6.5 | 13.5 | 34 |
| 200 | 508 | 160 | 406 | 120 | 305 | 231 | 5.9 | 344 | 8.7 | 18.0 | 46 |
| 250 | 635 | 200 | 508 | 150 | 381 | 289 | 7.3 | 431 | 10.9 | 22.5 | 57 |
| 300 | 762 | 240 | 610 | 180 | 457 | 348 | 8.8 | - | - | 27.0 | 69 |



MITSUBISHI ELECTRIC
 PRESENTATION PRODUCTS

Available at:  **Network Spectrum®**

Call: 301-733-0657
 Email: sales@networkspectrum.com

Other products available at:
www.networkspectrum.com/gsaschedule/

New

FULL HD 1080 **FD630U**
WIDE WXGA **WD620U**
XD600U



Amazing Image Quality, Mobility and Easy Operation

Mitsubishi Electric continues its pioneering advancements in the field of image projection with three attractive new mobile projectors. Choose from three resolutions according to your application needs: (FD630U-1080p, WD620U-WXGA, XD600U-XGA). Each is built to provide the reliability and durability synonymous with the Mitsubishi Electric name; each incorporates an array of user-friendly functions. When it comes to visual communications, Mitsubishi offers the perfect balance of affordability and features.

New **FULLHD 1080** **FD630U**
WIDE WXGA **WD620U**
XD600U




Choose from a Variety of Screen Sizes


From XGA to 1080p, Select the Resolution that Best Matches Your Needs.

The trend towards wide-screen television broadcasting and wide-screen computers continues to grow. The FD630U and WD620U projectors offer wide-aspect ratios suitable for displaying wide-screen content without distortion or compression.

Additionally, switching from an XGA projector to a WXGA projector increases the effective display screen area 1.3 times. What's more, upgrading to a 1080p projector gives a screen area 2.3 times larger (compared to XGA).



XGA



WXGA



1080p



for Business



for Education

Ecological & Cost-efficient

Stand-by Mode under 1W*1

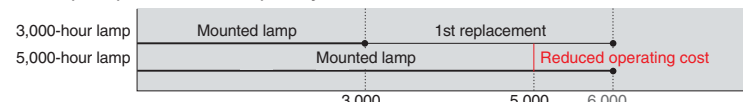
Stand-by (low) mode power consumption is less than 1W, offering increased energy savings and further contributing to environmental preservation.

*1: Stand-by mode with network turned off, 3W in normal mode with network turned on.

Long 5,000hr*2 Lamp Life

By increasing the estimated lamp life, we've added lower maintenance and reduced operating costs.

■ Lamp Replacement Frequency*3



*2: When used in low lamp mode. Maximum lamp life in standard mode use is 3,000 hours.
 *3: Lamp life refers to the average time required for brightness to be reduced by half, and not the time specified in the warranty. Lamp service life may vary widely depending on the environment and conditions, and whether or not cleaning and other maintenance procedures are followed.

Filter-free

DLP™ projectors are structurally airtight, eliminating the need for an intake filter under normal conditions. No filter means less maintenance and lower costs.

Exceptionally Quiet

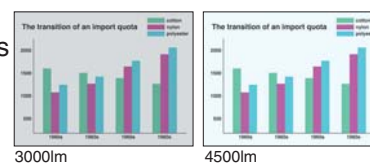
Silent 29dBA Operation (in low mode)

Low fan noise means your audience hears your presentation, not an annoying and distracting hum coming from the projector. That's the operating sound level promised by the FD630U/WD620U/XD600U.

Clear, Vivid Images

High brightness 4500lm*4 and high contrast 2000:1

A high brightness and a high contrast level for presentations in large meeting rooms and conference halls.



*4: 4500lm for XD600U only, 4000lm for WD620U and FD630U.

High-power projection – Distance increased 1.5x

The FD630U/WD620U/XD600U is equipped with a specially calibrated lens for high-power projection. Projection distances from 1.7 to 2.6m (68in to 102in)*5 are possible using a 60-inch screen, and brilliant, crystal-clear images are assured even when projection distance is short.

*5: When using XD600U.

Array of Convenient Functions

Top-loading lamp for easier maintenance

The projection lamp is installed in the upper section of the main body. Whether sitting on a shelf or suspended from the ceiling, lamp replacement is simple and easy*6, and there's never a need to move the whole projector.




*6: A lamp replacement attachment is included to prevent the lamp from being dropped during replacement.

Loud 10W built-in speaker

A high-volume, 10W speaker is built-in, eliminating the need for an external speaker.

Microphone capability with mixing input audio source

Using the "Audio Mix*7" feature and wireless microphone available on the market, the presenter's voice is reproduced loud and clear in real-time.



*7: Only compatible with stereo mini-jack. Not compatible with RCA jack (L/R) or HDMI.

3D READY*8 – Enjoy the future today

Experience the impact and allure of 3D images. The 3D video content must be in field sequential format and special electronic shutter glasses are required.

*8: Only installed in the XD600U. Not installed in the WD620U or FD630U.

Visual PA broadcasting of various written messages

Our Visual PA system is ideal for broadcasting important information to multiple rooms in school or office buildings, and is built into the XD600U and WD620U projectors as a standard feature. With this function, when a control room computer is equipped with projector-control software, projectors connected to the LAN can simultaneously display messages of up to 350 characters in real-time. The FD630U is equipped with our new Visual PA2 feature, which provides message input/save and voice announcement functions as well. Emergency messages prepared in advance can be sent simultaneously to all projectors connected on the LAN. The software is also recognizes messages input via the keyboard and provides a verbal announcement, increasing the effectiveness of the message by reading it aloud.

