

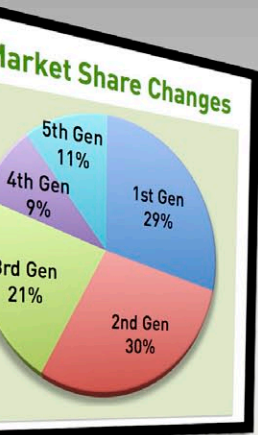
Panasonic

ideas for life

PT-DZ570 Series

1-Chip DLP™ Projectors

PT-DZ570U
PT-DW530U
PT-DX500U



Visual Satisfaction, Dependable Solutions.

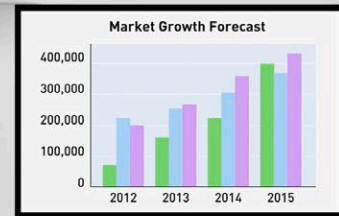


PT-DZ570U	PT-DW530U	PT-DX500U
WUXGA	WXGA	XGA
4,000 lm	4,000 lm	4,500 lm



High Performance and Reliability Made Affordable

The PT-DZ570 Series projectors incorporate a wealth of original Panasonic technologies to bring high-quality images to all kinds of operating conditions and applications. They offer better reliability and require less maintenance. Plus, the PT-DZ570 Series features convenient functions to facilitate either a new installation or the replacement of an existing system. They are compact, affordable 1-chip DLP™ projectors with a long list of features and functions, including optional wireless operation.



PT-DZ570U	PT-DW530U	PT-DX500U
4,000 lm	4,000 lm	4,500 lm
WUXGA (1920 × 1200)	WXGA (1280 × 800)	XGA (1024 × 768)

Excellent Image Quality

A Full 4,500/4,000 Lumens of Brightness and Contrast of 2,000:1

The 300-watt AC lamp unit features an efficient light focusing reflector. Using only a single lamp unit, the PT-DX500U achieves 4,500 lumens of brightness, while the PT-DZ570U and PT-DW530U offer 4,000 lumens. All models boast a high contrast ratio of 2,000:1.

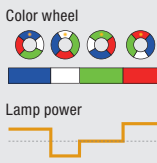
RGB Booster Significantly Improves Color Reproduction

The RGB Booster achieves high image quality with levels of color reproduction and brightness that make each color stand out. It combines Panasonic's proprietary Vivid Color Control technology with a Lamp Modulation Drive System for a 1-chip DLP™ projector that produces bright and vivid colors.

• Vivid Color Control

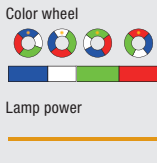
This unique control technology optimizes the use of the color segment areas of the color wheel. It increases the brightness of each RGB color by

• RGB Booster



By modulating the lamp power, we can maximize the color reproduction of each color without sacrificing brightness. Light usage is optimized, and color balance is obtained without lowering the brightness.

• Conventional system



Because the lamp power was fixed in conventional projectors, color reproduction was enhanced by sacrificing brightness.

minimizing the unallocated portions between the colors, to achieve truly vivid coloring.

• Lamp Modulation Drive System


With the advanced lamp modulation technology, the projector is now able to control the lamp intensity for each of the red, green, blue and white segments of the color wheel separately. Because the actual light output is controlled in relation to each color segment, light usage is optimized, and color balance is obtained without lowering the brightness. This results in bright, vivid images with increased color fidelity.

Detail Clarity Processor 3 Brings Depth and Clarity to Details




The frequency of the video signal is analyzed for each scene, and distribution data is extracted for the ultra high, high, medium and low-range frequencies. This unique Panasonic image correction circuit optimally enhances each area of the screen. High-precision detection is applied from 2-dimensional horizontal/vertical data to produce more natural, lifelike images with high definition.

Daylight View Premium for Better Color Perception*

This function corrects the image quality to project sharp, clear images even in brightly lit rooms. A luminance sensor measures the ambient brightness, and a real-time adjustment function optimizes sharpness and brightness according to the surroundings. This adjustment function also works together with the Detail Clarity Processor 3 to enhance the realism and vividness of projected images. This makes images easier to view and offers high contrast.




Simulated image with Daylight View Premium turned off.



Simulated image with Daylight View Premium turned on.

Waveform Monitor Function (PT-DZ570U)

When the output level of the source device fluctuates due to the performance of the device or its cable connections, the original black and white levels of the image content cannot be reproduced correctly. With the PT-DZ570U, you can view the waveforms on the screen and adjust the settings either automatically or manually as you prefer.

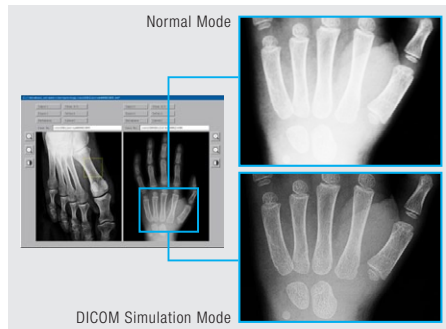


Rec. 709 Mode for HDTV Projection

Optimal color reproduction can be achieved by selecting this mode, compliant with ITU-R Recommendation BT.709, when images from an HDTV source are projected.

DICOM Simulation Mode*2

This imaging mode is similar to DICOM Part 14, which is a medical imaging standard. It reproduces X-ray images with remarkable clarity. It also allows information to be shared by many viewers on a large screen, such as during conferences or training courses.



Full HD-ready WUXGA Resolution (PT-DZ570U)

In response to the increasing popularity of widescreen image viewing, including Blu-ray content, the PT-DZ570U features native WUXGA resolution for high-definition viewing. This brings you lifelike projection of intricate, highly detailed images.

Advanced Technologies for Excellent Image Quality

- 3D color management system
- Full 10-bit image processing
- Progressive cinema scan (3:2 pulldown)
- Dynamic sharpness control
- Digital noise reduction
- IP conversion
- AI scene control

Improved Reliability and Reduced Maintenance

Newly Designed Original Cooling System

The cooling system is newly designed to optimize the airflow inside the unit. As a result, it offers better cooling efficiency and allows the projector to be used in ambient temperatures up to 45°C (113°F)*3.

Lamp and Lamp Air Filter Replacement Cycle of 2,000 Hours*4

The new cooling system combines with a dust-resistant design based on a sealed optical block to achieve a lamp and lamp air filter replacement cycle of 2,000 hours*4. This greatly reduces maintenance hassles.

Easy Lamp Replacement

For easier maintenance, you can replace the lamp from the rear. The lamp is easily replaced even after the projector is installed on the ceiling.



Quiet, 29 dB*5 Operation

An original cooling system enhances the compact body and enables the projector to operate at a quiet 29 dB.*5

Web Browser Control over a Wired LAN

The PT-DZ570 Series can be easily operated remotely over a LAN, because it is done using the computer's Web browser. Furthermore, the projector sends an email message to notify the operator when an error has occurred, or a lamp needs to be replaced.

Multi Projector Monitoring & Control Software Ver. 2

Panasonic's original freeware "Multi Projector Monitoring

& Control Software Ver. 2" allows the user to control and monitor multiple projectors at the same time over a wired LAN. When a problem occurs, an alarm message is sent to the monitoring/controlling PC.


Installation/Operation Flexibility

H/V Lens Shift and 2x Zoom Lens

In new installations, the horizontal/vertical lens shift lets you accommodate a wide range of room sizes and shapes. And when replacing existing projectors, the 2x zoom greatly enhances your ease of installation and can reduce costs by permitting the use of existing mounting positions and cabling.

Flexible Angle Setting

The unit can be rotated 360° vertically. This means you can install it at any up-and-down angle you wish to accommodate different installation conditions.



Lens-centered Design

A lens-centered, symmetrical design provides ease of installation, eliminating the need for any special considerations when planning the installation site.

Multiple Terminals

Interfaces include a DVI-D and HDMI inputs. The serial terminal (RS-232C) has an Emulate function that lets you continue using existing control systems when replacing a previous Panasonic model. It is also possible to output audio during Standby mode. This is convenient when connecting an external audio system through the projector.

Side-by-Side Function*6

The PT-DZ570U/DW530U can simultaneously display images from two sources onto a single screen. For example, you can display a PC image on the left and a video image on the right. Taking advantage of the wide-screen projection, this function gives you a host of new application possibilities to explore.





Easy Wireless Projection from Multiple PCs (Optional)

The optional Wireless Module ET-WM200U allows the PT-DZ570 Series to operate wireless projection for a smooth, hassle-free presentation. You can make the settings for wireless connection quickly and easily using Wireless Manager ME 5.5 software. When the presentation is finished, Wireless Manager restores the PC to its previous LAN settings, so the PC is ready to reconnect to your LAN. Functions include Live mode and Multi-Live mode. In Live mode, the image projected is identical to the image seen on the PC screen. In Multi-Live mode, you can wirelessly connect with multiple PCs.




Eco Management Functions

A number of functions are provided to reduce power consumption. They adjust the brightness according to the ambient light conditions and reduce the lamp power when there is no signal input or the projector is in the AV Mute mode.



Under bright conditions.



Under dark conditions.

Other Valuable Features

- Direct Power Off
- Scheduling function
- Customizable function button
- 15m (49ft) long-range wireless remote control
- Security features: user password, text superimposing and logo (default or original)
- HDTV compatibility
- Variable audio output for the external speaker system
- AV mute for image/sound muting
- Selectable 9-language on-screen menu
- Built-in closed caption decoder



Ecology-conscious Design

Panasonic works from every angle to minimize environmental impact in the product design, production and delivery processes, and in the performance of the product during its life cycle. The PT-DZ570 Series projector reflects the following ecological considerations.

- No halogenated flame retardants are used in the cabinet.
- Non-coated cabinet for easy recycling.
- Lead-free solder is used to mount components to the printed circuit boards.
- Lamp power switching further reduces power consumption.
- "ECO" button on the remote control.
- Standby power consumption of only 0.3 W*7 has been achieved (standby mode: ECO).
- Auto Power Save activates standby mode when no signal is input.
- RoHS compliant

NOTES

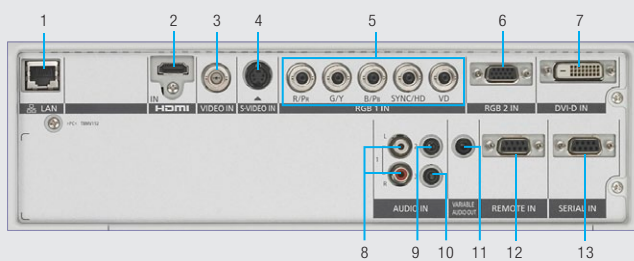
- *1 There is no actual change in the rated brightness or contrast ratio.
- *2 This product is not a medical instrument. Do not use it for actual medical diagnosis.
- *3 The operating temperature range is 0°C to 40°C (32°F to 104°F) when the fan control is set to HIGH Altitude mode (for 1,400 m [4,593 ft] to 2,700 m [8,858 ft] above sea level).
- *4 When a lamp mode is set to NORMAL. The lamp replacement cycle is 3,000 hours when the lamp mode is set to ECO. A maximum value when the lamp is used in cycles of being turned on for 2 hours and off for 0.25 hours. When the lamp is turned on and off more frequently, the lamp replacement cycle is shortened.
- *5 When the lamp mode is set to ECO; 35 dB when the lamp mode is set to Normal. Measurement, measuring conditions and method of notation all comply with ISO 21118 international standards.
- *6 This function is not effective for some source combinations.
- *7 At 100–120 V AC (0.4 W at 220–240 V AC). When the standby mode is set to ECO, network functions such as power on over the LAN will not operate. Also, only certain commands can be received for external control using the serial terminal.

Specifications

Model	PT-DZ570U	PT-DW530U	PT-DX500U
Power supply	100–240 V AC, 5.0–1.9 A, 50/60 Hz		
Power consumption	415 W (500 VA) (0.3 W at 100–120 V AC, 0.4 W at 220–240 V AC with standby mode set to ECO ¹), 15 W with standby mode set to NORMAL		
DLP™ chip	17.0 mm (0.67 inches) diagonal (16:10 aspect ratio) DLP™ chip × 1, DLP™ projection system 2,304,000 (1,920 × 1,200) pixels	16.5 mm (0.65 inches) diagonal (16:10 aspect ratio) DLP™ chip × 1, DLP™ projection system 1,024,000 (1,280 × 800) pixels	17.8 mm (0.70 inches) diagonal (4:3 aspect ratio) DLP™ chip × 1, DLP™ projection system 786,432 (1,024 × 768) pixels
Lens	Manual zoom (2× zoom), manual focus F 2.0–3.4, f 21.5–43.0 mm		
Lamp	300 W (max 310 W) UHM lamp		
Screen size (diagonal)	1.02–7.62 m (40–300 inches), 16:10 aspect ratio		
Brightness ²	4,000 lm (lamp mode: NORMAL)		
Center-to-corner uniformity ²	90%		
Contrast ²	2,000:1 (full on/full off)		
Resolution	1,920 × 1,200 pixels	1,280 × 800 pixels (input signals that exceed this resolution will be converted to 1,280 × 800 pixels)	1,024 × 768 pixels (input signals that exceed this resolution will be converted to 1,024 × 768 pixels)
Scanning frequency	HDMI/DVI-D RGB YPbPr (YCbCr) Video/S-Video fh: 27 kHz–100 kHz; fv: 24 Hz–120 Hz; dot clock: 25 MHz–162 MHz fh: 15.75 kHz; fv: 60 Hz (480) [525i] fh: 31.50 kHz; fv: 60 Hz (480p) [525p] fh: 15.63 kHz; fv: 50 Hz (576) [625i] fh: 31.25 kHz; fv: 50 Hz (576p) [625p] fh: 37.50 kHz; fv: 50 Hz (720) [750i/50p] fh: 15.75 kHz; fv: 60 Hz (NTSC/NTSC4.43/PAL-M/PAL60), fh: 15.63 kHz; fv: 50 Hz (PAL/PAL-N/SECAM)	HDMI/DVI-D RGB YPbPr (YCbCr) Video/S-Video fh: 45.00 kHz; fv: 60 Hz (720) [750i/60p] fh: 33.75 kHz; fv: 60 Hz (1035/60i) fh: 33.75 kHz; fv: 60 Hz (1080) [1125i/60i] fh: 28.13 kHz; fv: 50 Hz (1080) [1125i/50i] fh: 28.13 kHz; fv: 25 Hz (1080i/25p) fh: 15.63 kHz; fv: 50 Hz (PAL/PAL-N/SECAM)	HDMI/DVI-D RGB YPbPr (YCbCr) Video/S-Video fh: 27.00 kHz; fv: 24 Hz (1080/24p) fh: 27.00 kHz; fv: 48 Hz (1080/24sF) fh: 33.75 kHz; fv: 30 Hz (1080/30p) fh: 67.50 kHz; fv: 60 Hz (1080/60p) fh: 56.25 kHz; fv: 50 Hz (1080/50p)
Optical axis shift	Vertical Horizontal +60% from center of screen (manual) ±10% from center of screen (manual)	Vertical Horizontal +70% from center of screen (manual) ±10% from center of screen (manual)	Vertical Horizontal +60% from center of screen (manual) ±10% from center of screen (manual)
Keystone correction range	Vertical: ±40°		
Installation	Ceiling/floor, front/rear		
Terminals	HDMI 19-pin × 1 (Deep Color, compatible with HDCP) 480p, 576p, 720/60p, 720/50p, 1080/60i, 1080/50i, 1080/24p, 1080/24sF, 1080/25p, 1080/30p, 1080/60p, 1080/50p, VGA (640 × 480)–WUXGA (1,920 × 1,200)*; compatible with non-interlaced signals only; dot clock: 25–162 MHz Audio signal: linear PCM (sampling frequencies: 48 kHz, 44.1 kHz, 32 kHz) DVI-D 24-pin × 1 (DVI 1.0 compliant, compatible with HDCP, compatible with single link only) 480p, 576p, 720/60p, 720/50p, 1080/60i, 1080/50i, 1080/24p, 1080/24sF, 1080/25p, 1080/30p, 1080/60p, 1080/50p, VGA (640 × 480)–WUXGA (1,920 × 1,200)*; compatible with non-interlaced signals only; dot clock: 25–162 MHz RGB 1 IN RGB 2 IN VIDEO IN S-VIDEO IN AUDIO IN 1 AUDIO IN 2 AUDIO IN 3 AUDIO OUT SERIAL IN REMOTE IN LAN BNC × 5 (RGB/YPbPr × 1) D-sub HD 15-pin (female) × 1 (RGB/YPbPr × 1) BNC × 1 (composite video) Mini DIN 4-pin × 1 (S-Video) RCA × 2 (L, R × 1), 0.5 Vrms M3 × 1 (L, R × 1), 0.5 Vrms M3 × 1 (L, R × 1), 0.5 Vrms M3 × 1 (L, R × 1) (monitor out: 0–2.0 Vrms, variable) D-sub 9-pin (female) × 1 for external control (RS-232C compliant) D-sub 9-pin (female) × 1 for external control (contact control) RJ-45 × 1 (for network connection, 10Base-T/100Base-TX, compliant with PLink™)		
Cabinet materials	Molded plastic (PC+ABS)		
Dimensions (W x H x D)	332 × 168** × 484.5 mm (13-1/16" × 6-5/8" ** × 19-1/16") (including the lens)		
Weight	Approximately 8.5 kg (18.7 lbs.)		
Operating environment	Operating temperature: 0°C–45°C (32°F–113°F); operating humidity: 20%–80% (no condensation)		
Supplied accessories	Power cord with security lock, wireless remote control unit, batteries for remote control (AA type × 2), wire rope, software CD-ROM (Logo Transfer Software, Multi Projector Monitoring & Control Software Ver. 2, Wireless Manager ME 5.5)		

- *1 When the standby mode is set to ECO, network functions such as power on over the LAN will not operate. Also, only certain commands can be received for external control using the serial terminal.
*2 Measurement, measuring conditions and method of notation all comply with ISO 21118 international standards.
*3 Compliant with VESA CVT-RB.
*4 With legs at shortest position.

Terminals



1. LAN connector 8. Audio 1 input
2. HDMI input 9. Audio 2 input
3. Video input 10. Audio 3 input
4. S-Video input 11. Audio output
5. RGB 1 input 12. Remote input
6. RGB 2 input 13. Serial input
7. DVI-D input
- The photo shows the PT-DZ570U/DW530U. Note that the DVI-D input terminal on the PT-DX500U is located between the LAN connector and the HDMI input.

NOTES ON USE

- Do not install the projector in locations that are subject to excessive water, humidity, steam or oily smoke. Doing so may result in fire, malfunction or electric shock.
- The projector uses a high-voltage mercury lamp that contains high internal pressure. This lamp may break, emitting a large sound, or fail to illuminate, due to impact or extended use.
- The projector uses a high-wattage lamp that becomes very hot during operation. Please observe the following precautions:
 - Never place objects on top of the projector while it is in operation.
 - Make sure there is an unobstructed space of 500 mm (19-11/16 in) or more around the projector's exhaust openings.
 - Do not stack projector units directly on top of one another for the purpose of multiple (stacked) projection. When stacking projector units, be sure to provide the amount of space indicated between them. These space requirements also apply to installation where only one projector unit is operating at one time and the other unit is used as a backup.
 - If the projector is placed in a box or enclosure, the temperature of the air surrounding the projector must be between 0°C (32°F) and 40°C (104°F). Also, make sure the projector's intake and exhaust openings are not blocked. Take particular care to ensure that hot air from the exhaust openings is not sucked into the intake.
- The lamp replacement cycle duration becomes shorter if the projector is operated repeatedly for short periods.
 - The length of time that it takes for the lamp to break or fail to illuminate varies greatly depending on individual lamp characteristics and usage conditions.
 - The brightness of the lamp will gradually decrease with use.
- Due to natural characteristics of lamps, screen brightness may vary (flicker). This is not an indication of faulty lamp performance.

Panasonic®

Available at: **NETWORK Spectrum®**

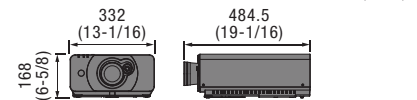
Call: 301-733-0657

Email: sales@networkspectrum.com

Other products available at:

www.networkspectrum.com/gsaschedule/

Dimensions



Projection Distance

unit: meters (feet)

PT-DZ570U (16:10 aspect ratio; throw ratio: 1.45–2.94:1)

Projection size (diagonal)	Projection distance		Height from edge of screen to center of lens
	Min (wide)	Max (telephoto)	
1.02 m 40"	1.23 (4.1)	2.51 (8.2)	-0.05–0.27 (-0.2–0.9)
1.52 m 60"	1.87 (6.2)	3.79 (12.4)	-0.08–0.40 (-0.3–1.3)
2.03 m 80"	2.51 (8.3)	5.07 (16.6)	-0.11–0.54 (-0.4–1.8)
2.54 m 100"	3.15 (10.4)	6.34 (20.8)	-0.14–0.67 (-0.4–2.2)
3.81 m 150"	4.75 (15.6)	9.53 (31.2)	-0.20–1.01 (-0.7–3.3)
5.08 m 200"	6.35 (20.9)	12.73 (41.7)	-0.27–1.35 (-0.9–4.4)
7.62 m 300"	9.55 (31.4)	19.11 (62.6)	-0.40–2.02 (-1.3–6.6)


PT-DW530U (16:10 aspect ratio; throw ratio: 1.53–3.09:1)

Projection size (diagonal)	Projection distance		Height from edge of screen to center of lens
	Min (wide)	Max (telephoto)	
1.02 m 40"	1.29 (4.3)	2.64 (8.6)	-0.11–0.27 (-0.4–0.9)
1.52 m 60"	1.96 (6.5)	3.98 (13.0)	-0.16–0.40 (-0.5–1.3)
2.03 m 80"	2.64 (8.7)	5.32 (17.4)	-0.22–0.54 (-0.7–1.8)
2.54 m 100"	3.31 (10.9)	6.66 (21.8)	-0.27–0.67 (-0.9–2.2)
3.81 m 150"	4.99 (16.4)	10.01 (32.8)	-0.40–1.01 (-1.3–3.3)
5.08 m 200"	6.67 (21.9)	13.36 (43.8)	-0.54–1.35 (-1.8–4.4)
7.62 m 300"	10.03 (33.0)	20.07 (65.8)	-0.81–2.02 (-2.7–6.6)

PT-DX500U (4:3 aspect ratio; throw ratio: 1.51–3.05:1)

Projection size (diagonal)	Projection distance		Height from edge of screen to center of lens
	Min (wide)	Max (telephoto)	
1.02 m 40"	1.20 (4.0)	2.46 (8.0)	-0.06–0.31 (-0.2–1.0)
1.52 m 60"	1.82 (6.0)	3.70 (12.1)	-0.09–0.46 (-0.3–1.5)
2.03 m 80"	2.45 (8.1)	4.95 (16.2)	-0.12–0.61 (-0.4–2.0)
2.54 m 100"	3.08 (10.1)	6.20 (20.3)	-0.15–0.76 (-0.5–2.5)
3.81 m 150"	4.64 (15.3)	9.32 (30.5)	-0.23–1.14 (-0.8–3.8)
5.08 m 200"	6.21 (20.4)	12.44 (40.8)	-0.31–1.52 (-1.0–5.0)
7.62 m 300"	9.34 (30.7)	18.68 (61.2)	-0.46–2.29 (-1.5–7.5)

Optional Accessories



For more information about Panasonic projectors

➤ <http://panasonic.net/avc/projector>



Factories of Systems Business Group have received ISO 14001:2004—the Environmental Management System certification (except for third parties' peripherals).