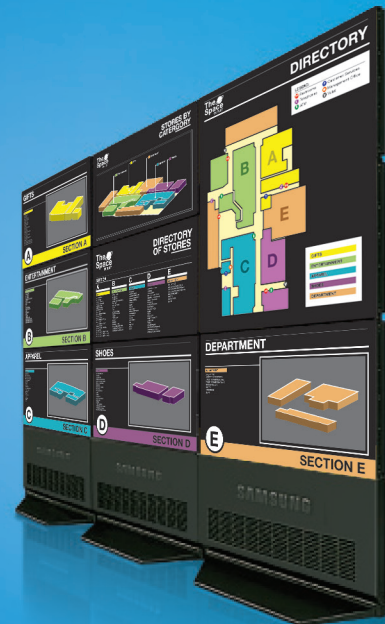


# 460UT-B • 460UTn-B

## 46" LCD Ultra-Thin Bezel Displays

Small on price. Huge on making an impression.



### Ultra-Thin Bezels

The UT-2 series features a bezel measuring just 2.4 mm on the bottom and right, and 4.3 mm on the top and left (for a total bezel width of 6.7 mm). It's Samsung's thinnest large-format display bezel. Your video walls will be virtually seamless.



### Display Higher-Bandwidth Content

The DisplayPort lets you take advantage of today's higher-bandwidth content, enabling you to create a professional and powerfully compelling digital signage solution.



### External LAN Control

RJ45 LAN connection is standard, to easily control display from a remote location.




### Digital Signage Software

The built-in PC and MagicInfo™ software allow you to easily manage digital signage content over LAN/WAN (460UTn-B only).



### Energy-Efficient

Samsung is committed to creating more efficient, more environmentally conscious technologies. From manufacturing to shipping to the way your product operates, we're always looking for a better way of doing things.



Pyramid

Rectangle

Basic (3x3)

Stair

Looking for a dramatic, virtually seamless video wall that won't break your budget? The Samsung UT-B series offers our most affordable ultra-thin bezel displays, yet they feature Samsung's thinnest LFD bezels. They'll create virtually seamless video walls that will make huge impressions in places such as airports, lobbies, shopping centers and more. **Business. Innovated.**



For complete product information, visit [samsung.com/prodisplay](http://samsung.com/prodisplay)

# 46" LCD Ultra-Thin Bezel Displays



## KEY SPECIFICATIONS

For complete product specifications, visit [samsung.com/prodisplay](http://samsung.com/prodisplay)

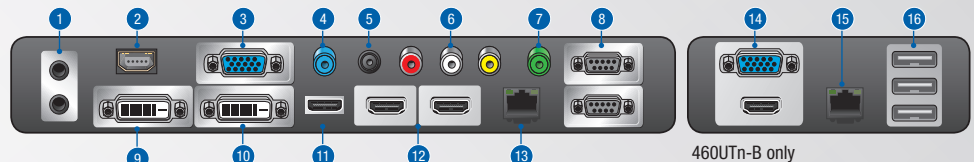
| Product              | Model Number                        | 460UT-B                                                                                                                                                                                                                   | 460UTn-B                                                                                                                                                                                                                                                                 |
|----------------------|-------------------------------------|---------------------------------------------------------------------------------------------------------------------------------------------------------------------------------------------------------------------------|--------------------------------------------------------------------------------------------------------------------------------------------------------------------------------------------------------------------------------------------------------------------------|
| LCD Panel            | Screen Size                         | 46"                                                                                                                                                                                                                       | 46"                                                                                                                                                                                                                                                                      |
|                      | Native Resolution                   | 1366 x 768                                                                                                                                                                                                                | 1366 x 768                                                                                                                                                                                                                                                               |
|                      | Pixel Pitch                         | 0.7455 x 0.7455 mm                                                                                                                                                                                                        | 0.7455 x 0.7455 mm                                                                                                                                                                                                                                                       |
|                      | Brightness (Typical)                | 450 cd/m <sup>2</sup>                                                                                                                                                                                                     | 450 cd/m <sup>2</sup>                                                                                                                                                                                                                                                    |
|                      | Contrast Ratio (Typical/Dynamic)    | 4500:1/10,000:1                                                                                                                                                                                                           | 4500:1/10,000:1                                                                                                                                                                                                                                                          |
|                      | Response Time                       | 8ms                                                                                                                                                                                                                       | 8ms                                                                                                                                                                                                                                                                      |
|                      | Viewing Angle (H/V)                 | 178°/178°                                                                                                                                                                                                                 | 178°/178°                                                                                                                                                                                                                                                                |
|                      | Color Space (CIE1931)               | 72%                                                                                                                                                                                                                       | 72%                                                                                                                                                                                                                                                                      |
| Connectivity         | PC Inputs                           | VGA/DVI-D (In/Out)/DisplayPort                                                                                                                                                                                            | VGA/DVI-D (In/Out)/DisplayPort                                                                                                                                                                                                                                           |
|                      | Video Inputs                        | CVBS/HDMI2/Component (Via VGA input)                                                                                                                                                                                      | CVBS/HDMI2/Component (Via VGA input)                                                                                                                                                                                                                                     |
|                      | Audio Inputs                        | RCA(L/R)/Stereo Mini Jack                                                                                                                                                                                                 | RCA(L/R)/Stereo Mini Jack                                                                                                                                                                                                                                                |
|                      | External Control                    | RS232C (In/Out), RJ45                                                                                                                                                                                                     | RS232C (In/Out), RJ45                                                                                                                                                                                                                                                    |
| Power Consumption    | Power Consumption (Max)             | 205W                                                                                                                                                                                                                      | 270W                                                                                                                                                                                                                                                                     |
|                      | Power Consumption at Stand-by (Max) | 2W (Energy Saving On)                                                                                                                                                                                                     | 5W (Energy Saving On)                                                                                                                                                                                                                                                    |
|                      | Power Supply                        | AC 100 - 240V~ (+/-10%), 50/60 Hz                                                                                                                                                                                         | AC 100 - 240V~ (+/-10%), 50/60 Hz                                                                                                                                                                                                                                        |
| Mechanical Specs     | VESA Mount                          | 600 x 400 mm                                                                                                                                                                                                              | 600 x 400 mm                                                                                                                                                                                                                                                             |
| Operation            | Operating Temperature/Humidity      | 0°C - 40°C/10 - 80%                                                                                                                                                                                                       | 10°C - 40°C/10 - 80%                                                                                                                                                                                                                                                     |
| Feature              | Special Features                    | Lamp Error Detection, Anti Retention, Temperature Sensor, RS232C/RJ45 MDC, Plug and Play (DDC2B), PIP/PBP, Video Wall (10x10), Portrait Orientation, Button Lock, Digital Daisy Chain, Smart Scheduling, Smart F/W update | Lamp Error Detection, Anti Retention, Temperature Sensor, RS232C/RJ45 MDC, Plug and Play (DDC2B), PIP/PBP, Video Wall (10x10), Portrait Orientation, Button Lock, Digital Daisy Chain, Smart Scheduling, Smart F/W update, MagicInfo S/W, Windows Embedded Standard 2009 |
| Network              | CPU                                 | SBB-NT (optional)                                                                                                                                                                                                         | Athlon x2 Dual-Core 235e (2.7GHz)                                                                                                                                                                                                                                        |
|                      | FDM                                 | SBB-NT (optional)                                                                                                                                                                                                         | HDD 40GB                                                                                                                                                                                                                                                                 |
|                      | Memory                              | SBB-NT (optional)                                                                                                                                                                                                         | DDR3 1GB                                                                                                                                                                                                                                                                 |
| Dimensions           | Set (W x H x D)                     | 40.4" x 22.8" x 5.1"                                                                                                                                                                                                      | 40.4" x 22.8" x 5.1"                                                                                                                                                                                                                                                     |
|                      | Package (W x H x D)                 | 45.2" x 27.8" x 13.0"                                                                                                                                                                                                     | 45.2" x 27.8" x 13.0"                                                                                                                                                                                                                                                    |
| Weight               | Set                                 | 42.5 lbs.                                                                                                                                                                                                                 | 45.8 lbs.                                                                                                                                                                                                                                                                |
|                      | Package                             | 54.1 lbs.                                                                                                                                                                                                                 | 57.4 lbs.                                                                                                                                                                                                                                                                |
| Package Contents     | Manuals                             | Quick Setup Guide, Warranty Card, Application CD                                                                                                                                                                          | Quick Setup Guide, Warranty Card, Application CD                                                                                                                                                                                                                         |
|                      | Cables                              | D-Sub Cable, Power Cord                                                                                                                                                                                                   | D-Sub Cable, Power Cord                                                                                                                                                                                                                                                  |
|                      | Others                              | Remote Controller, Batteries                                                                                                                                                                                              | Remote Controller, Batteries                                                                                                                                                                                                                                             |
| Optional Accessories | Welcome Board                       | STN-520WE                                                                                                                                                                                                                 | STN-520WE                                                                                                                                                                                                                                                                |
|                      | Stand                               | STN-L3255D                                                                                                                                                                                                                | STN-L3255D                                                                                                                                                                                                                                                               |
|                      | Wall Mount                          | WMN-5770D, WMN-460UTD                                                                                                                                                                                                     | WMN-5770D, WMN-460UTD                                                                                                                                                                                                                                                    |
|                      | Samsung ID                          | MID462-UT2, MID462K, MID462DS                                                                                                                                                                                             | MID462-UT2, MID462K, MID462DS                                                                                                                                                                                                                                            |
|                      | Ext. Sensor                         | CY-EBIS                                                                                                                                                                                                                   | CY-EBIS                                                                                                                                                                                                                                                                  |

## GREEN MANAGEMENT

|                          |                                                             |                                                             |
|--------------------------|-------------------------------------------------------------|-------------------------------------------------------------|
| Emission Standard        | EMC                                                         | EMC                                                         |
| RoHS Compliant           | ■                                                           | ■                                                           |
| EnergyStar 5.0 Compliant | ■                                                           | N/A                                                         |
| Product Recyclability    | CCFL backlight contains mercury, please dispose of properly | CCFL backlight contains mercury, please dispose of properly |
| Packaging Recyclability  | Packing materials recyclable                                | Packing materials recyclable                                |

## CONNECTIVITY

1. IR Loop-Out
2. External Brightness Sensor
3. D-Sub In
4. Audio In
5. 5V Out
6. CVBS AV In
7. Audio Out
8. RS232C In/Out
9. DVI Out
10. DVI In
11. DisplayPort
12. HDMI
13. RJ45 Remote Control
14. MagicInfo Out
15. LAN
16. USB



Available at: NETWORK Spectrum®

Call: 301-733-0657

Email: [sales@networkspectrum.com](mailto:sales@networkspectrum.com)

Other products available at:

[www.networkspectrum.com/gsaschedule/](http://www.networkspectrum.com/gsaschedule/)

