



HDTV Color Monitor

Model LM-1750HD

LM-1750HD is a high performance Multi-format 17" Color LCD Monitor for the broadcast and professional market. A multitude of video signal formats may be accurately monitored. The high brightness, wide viewing angle, excellent contrast ratio and high definition color result in an outstanding image. The unit features inputs for SDI (either SD or HD) with an active output, HDMI, Analog RGBHV, YUV or YPbPr Component Video and 2x Composite Video. An YC input is available and can be used in lieu of one of the Composite inputs. NTSC and PAL Television Standards are supported and automatically detected. Five Stereo inputs are also provided and dual internal speakers driven by a 3 watt amplifier provide stereo audio monitoring capability. Front panel Tally LED's can be activated external via the DB9 connector.



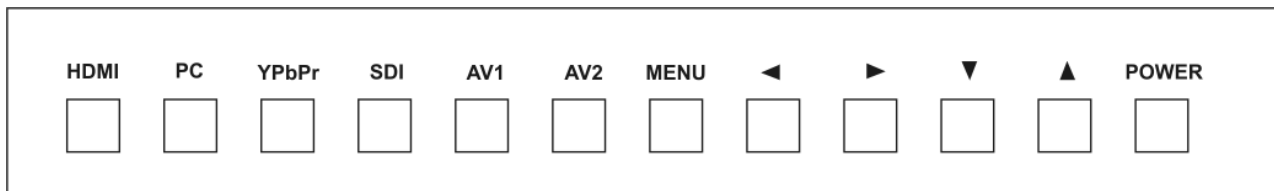
The Menu contains all the necessary controls to adjust Contrast, Brightness, Sharpness, Color, Hue, Black Stretch and other parameters necessary for optimum monitor performance. Results of these adjustments can be viewed via the On Screen Display. A Sync Delay (Pulse Cross) mode allows viewing of the vertical and horizontal sync and vertical blanking intervals. A Blue Only mode facilitates accurate monitor setup when viewing color bars.

The metal case has a standard VESA mount on the rear panel. A rackmount kit is included that can tilt up or down. Although the monitor has excellent viewing angles, the tilt feature can be beneficial when circumstances necessitate mounting the monitor considerably above or below normal eye level.

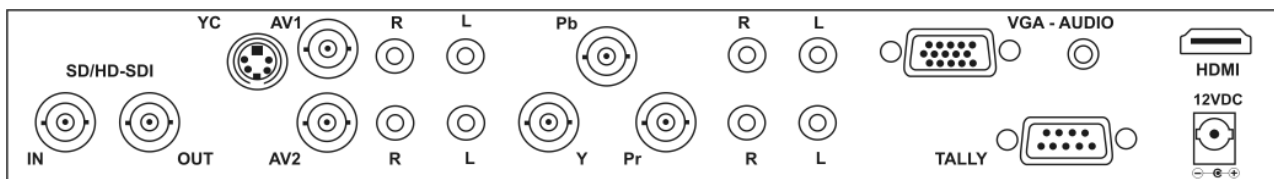
Key Features of the LM-1750HD

- Inputs: SD/HD-SDI, HDMI, Analog RGBHV, Component, Composite and YC (S-Video)
- Resolutions up to 1400x900, 1080p
- High Brightness, Pro Grade LCD Panels
- 16.7 Million Colors
- 5x Stereo Audio Inputs
- Blue Only and Sync Delay modes for easy setup
- Tally LED's
- 160° Left/Right and 160° Up/Down View Angles
- Vertically Tiltable Rackmount Housing
- Locking External DC Power Supply

Front Panel Controls



Connector Panel





HDTV Color Monitor

Model LM-1750HD

Specifications

LCD Panel	
Display Size - Diagonal	17.1" (434mm)
Display Area	14.45"x 9" (367.2 x 229.5mm)
Panel Resolution	1440x900
Dot Pitch	0.255mm
Color Resolution	16.7 Million Colors
Contrast Ratio	800:1
Brightness	250 cd/m2
Response Time	8 msec
Left/Right View Angle	160°
Up/Down View Angle	160°
Aspect Ratio	16:10
Video Inputs	
SD/HD-SDI	1x via BNC with Active Output
HDMI	1x via HDMI Type A
Analog RGBHV	1x via HD-15 Female
Composite Video	2x via BNC Connectors
YC (S-Video)	1x via 4-Pin Mini-DIN Connector
YUV/YPbPr Component	1x via 3 BNC Connectors
SD/HD-SDI Input Range	
SDTV	480i, 566i
HDTV	480p, 576p, 720p, 1080i, 1080p/30
625i	720x625i @ 50Hz
525i	720x525i @ 59.94Hz
	720x525i @ 60Hz ,
720p	1920x720P @ 50Hz
	1920x720P @ 59.94Hz
	1920x720P @ 60Hz
1035i	1920x1035i @ 59.94Hz
1080i	1920x1035i @ 60Hz
	1920x1080i @ 50Hz,
	1920x1080i @ 59.94Hz
	1920x1080i @ 60Hz
1080p	1920x1080PSF @ 23.98Hz
	1920x1080PSF @ 24Hz
	1920x1080P @ 23.98Hz
	1920x1080P @ 24Hz
	1920x1080P @ 25Hz
	1920x1080P @ 29.97Hz
	1920x1080P @ 30Hz
HDMI Input Range	
SDTV	480p, 576p, 720p, 1080i, 1080p
HDTV	480i, 576i
Analog Component Input Range	
SDTV - YUV	480i, 576i
HDTV - YPbPr	480p, 576p, 720p, 1080i, 1080p
Analog RGBHV Input Range	
640x350	70, 85Hz
720x350	70, 85Hz
640x400	56, 70, 85Hz
720x400	70, 85Hz
640x480	60, 66, 72, 75, 85Hz
800x600	56, 60, 70, 72, 75, 85Hz
1024x768	60, 70, 72, 75, 85Hz
1152x864	60, 70, 72, 85Hz
1440x900	60, 70, 72, 85Hz

Composite & S-Video Input Range	
Vert. Frequency	NTSC 60Hz, PAL 50Hz
Horiz. Frequency	NTSC 15.75KHz, PAL 15.625KHz
Audio Inputs	
Stereo Audio	4x via 2 RCA Connectors (R/L)
Computer Audio	1x via 3.5mm Mini-Stereo Jack
Tally Control	
Tally Input	1x via DB9 Connector
General	
Display Element	Active Matrix TFT
Video Adjustments	Brightness, Contrast, Sharpness, Color, Hue, Black Stretch
Menu Languages	English, French, German, Portuguese
TV Standards	NTSC/ PAL/SECAM Auto-detect
Color Depth	24 bit
Aspect Ratio Modes	16:9, 4:3, 1:1
HDMI Compliance	Version 1.2
SD-SDI	270Mbps (525/625 Line)
HD-SDI	1.485, 1.4835Gpbs
Blue Only Mode	For Setup with Color Bars
Sync Delay Mode	For Checking Sync
Speakers	Internal – Right & Left Channel
Audio Controls	Volume, Balance, Bass, Treble, Super Bass
Front Panel Control Buttons	
Menu Navigation	Menu, Left, Right, Up, Down
Input Select	HDMI, PC, YPbPr, SDI, AV1, 2
Power	On/Off
Limited Warranty	
Unit, except LCD	3 Year Parts and Labor
LCD Panel	Panel Manufacturer's Terms
Mechanical – With Rackmount	
Size (H-W-D)	483.5x310x59.7 mm(19"x12.25"x2.33")
Weight (Net)	9.0 kg (19.8 lbs)
Rackmount	7RU - Tilt Up/Down
Mechanical – Not including Rackmount Ears	
Size (H-W-D)	437x300x59mm(17.2"x11.8"x2.3")
Weight (Net)	8.0 kg (17.6 lbs)
Wall Mount	VESA Standard 100mm
Environmental	
Operating Temperature	-10° to +50° C (+14° to +122° F)
Operating Humidity	10% to 90%, Non-condensing
Storage Temperature	-10° to +60° C (-14° to +140° F)
Storage Humidity	10% to 90%, Non-condensing
Power Requirement	
External Power Supply	12VDC @ 4A
Regulatory Approvals	
Monitors	FCC, CE, RoHS
Power Supplies	UL, CUL, CE, PSE, GS, RoHS
Accessories Included	
1x Power Adapter	US, UK or Euro
1x Mounting Bracket	For Power Adapter
1x Operations Manual	
4x Rackmount Screws	
1x Set Rackmount Ears	Tiltable Configuration
Product Item Numbers	
LM-1750HD	17" Rackmount Monitor

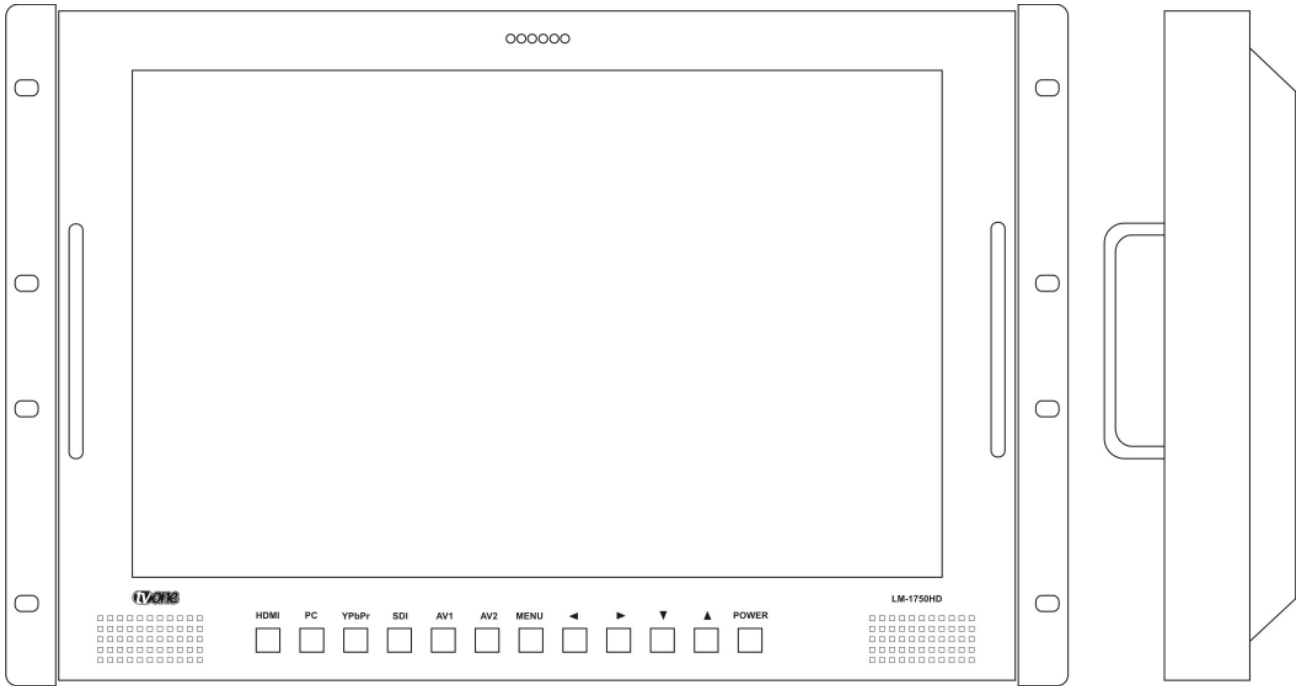


HDTV Color Monitor

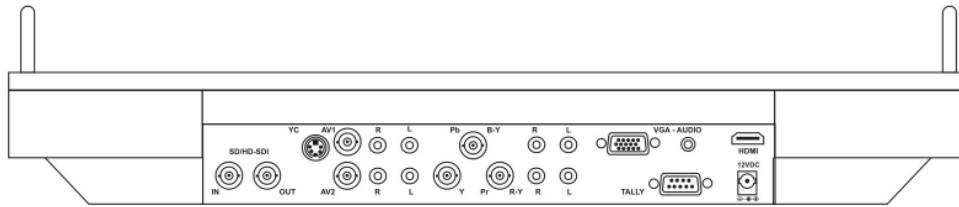
Model LM-1750HD

Panel Drawings

Front View

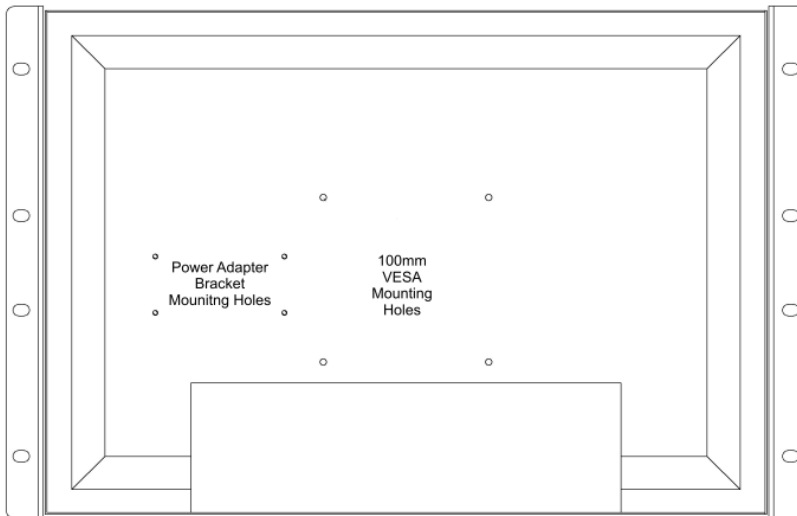


Side View



Bottom View

Rear View



Available at: NETWORK Spectrum®

Call: 301-733-0657

Email: sales@networkspectrum.com

Other products available at:

www.networkspectrum.com/gsaschedule/